



ENROLLMENT NEWSLETTER FOR SUMMER 2021
VALDOSTA STATE UNIVERSITY | OFFICE OF INSTITUTIONAL RESEARCH

1500 N. Patterson St. Valdosta, GA 31698 | Phone (229) 333-7831

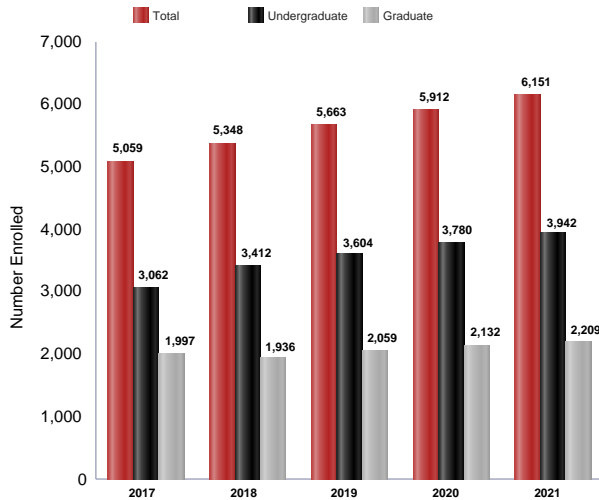
<https://www.valdosta.edu/administration/institutional-research/>



This information has been compiled by the Office of Institutional Research in an effort to provide useful and timely information to the Valdosta State University community. This information will be updated each semester, upon the availability of official data. Please contact the Office of Institutional Research with any questions regarding this publication.

SUMMER 2021 ENROLLMENT

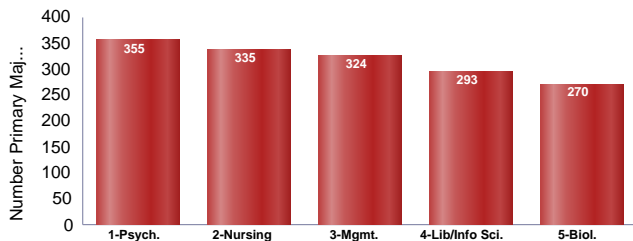
Total Enrollment, Summer 2017-2021



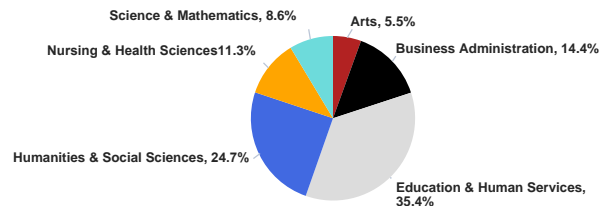
Total Enrollment by Gender and Ethnicity, Summer 2021

Ethnicity	Female	Female %	Male	Male %	Total	Total %
American Indian or Alaska Native	6	0.1%	1	0.1%	7	0.1%
Asian	55	1.3%	38	2.1%	93	1.5%
Black or African American	1,544	35.4%	589	32.9%	2,133	34.7%
Hawaiian/Pacific Islander	8	0.2%	2	0.1%	10	0.2%
Hispanic	319	7.3%	141	7.9%	460	7.5%
Multiracial	161	3.7%	59	3.3%	220	3.6%
Unknown	28	0.6%	12	0.7%	40	0.7%
White	2,239	51.4%	949	53.0%	3,188	51.8%
Total	4,360	100.0%	1,791	100.0%	6,151	100.0%

Total Enrollment by 5 Largest Declared Majors, Summer 2021



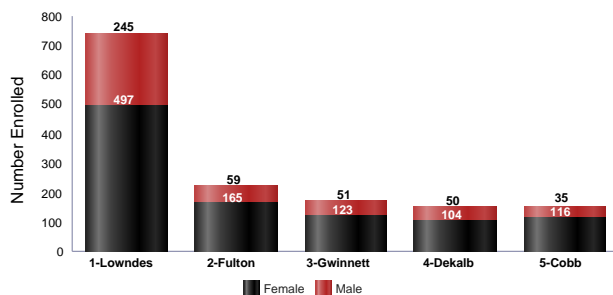
Total Enrollment by College, Summer 2021



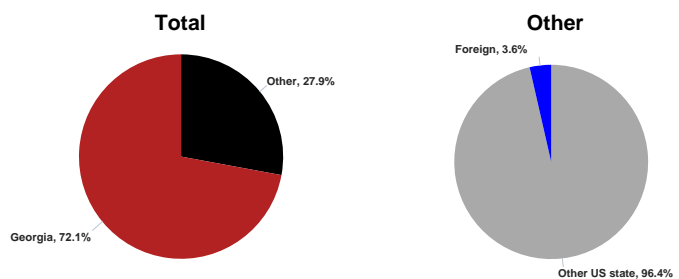
Note: The College of Humanities & Social Sciences includes undecided majors. Pre-business students are included in Business Administration. Pre-nursing students are included in Nursing.

Note: Abbreviations used for space saving.

Total Enrollment by Georgia Counties with Highest Enrollment and Gender, Summer 2021

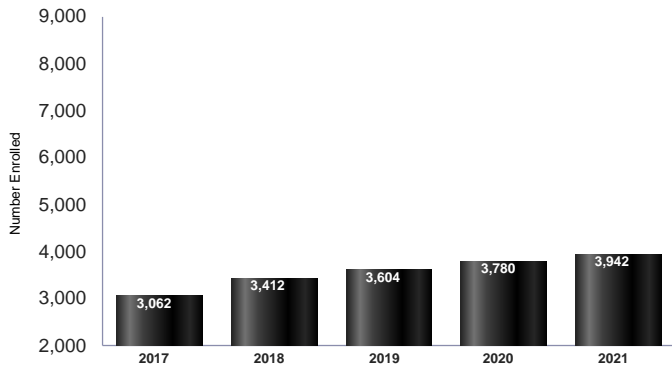


Total Enrollment by Residency, Summer 2021

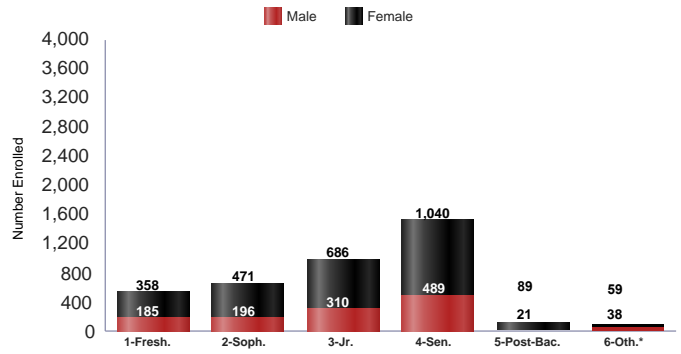


Note: Other includes Other U.S. State and Foreign students.

Undergraduate Enrollment, Summer 2017-2021

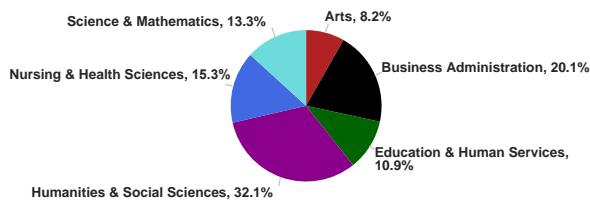


Undergraduate Enrollment by Classification and Gender, Summer 2021



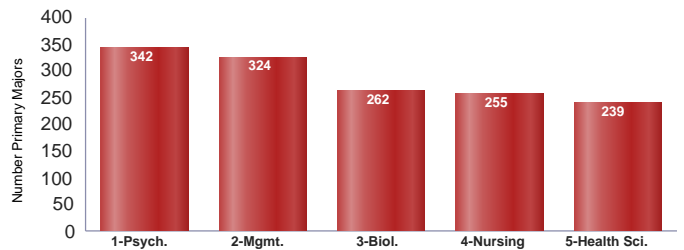
*Includes Joint Enrolled, Transient and Other. Abbreviations used for space saving.

Undergraduate Enrollment by College, Summer 2021



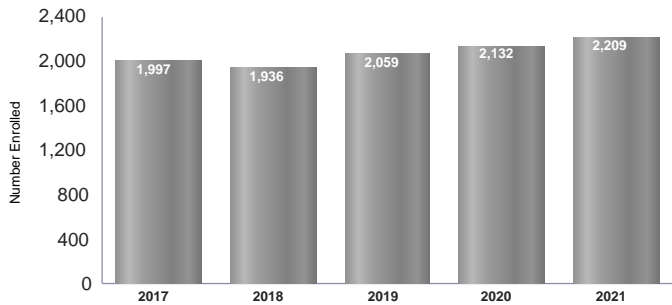
Note: The College of Humanities and Social Sciences includes undecided majors. Pre-business students are included in Business Administration. Pre-nursing students are included in Nursing.

Undergraduate Enrollment by 5 Largest Declared Majors, Summer 2021

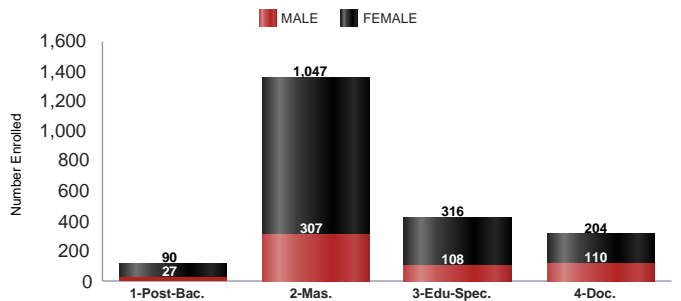


Note: Abbreviations used for space saving.

Graduate Enrollment, Summer 2017-2021

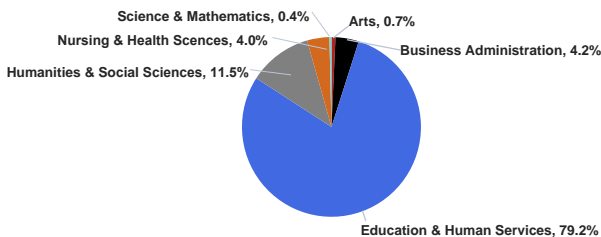


Graduate Enrollment by Classification and Gender, Summer 2021

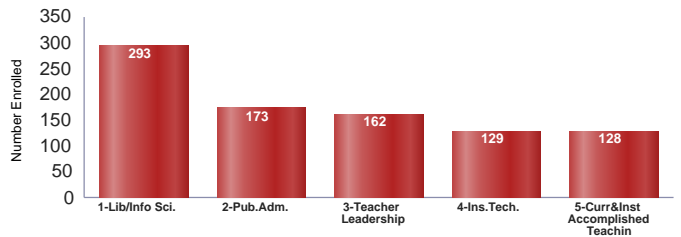


Note: Abbreviations used for space saving.

Graduate Enrollment by College, Summer 2021

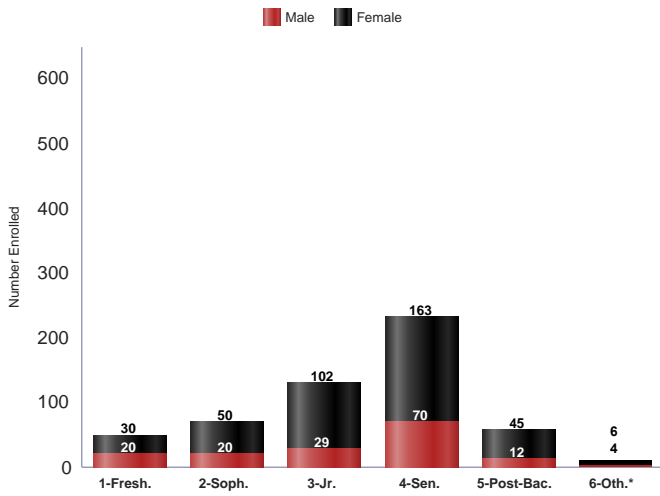


Graduate Enrollment by 5 Largest Declared Majors, Summer 2021

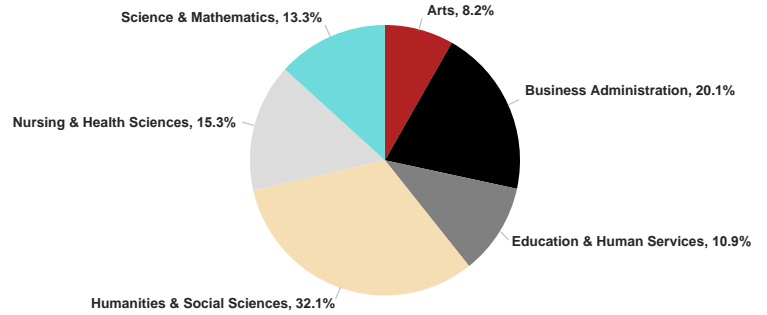


Note: Abbreviations used for space saving.

Undergraduate Adult Learners by Classification and Gender, Summer 2021

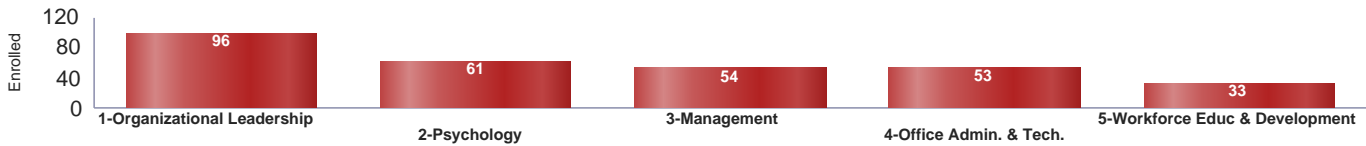


Undergraduate Adult Learners by College, Summer 2021

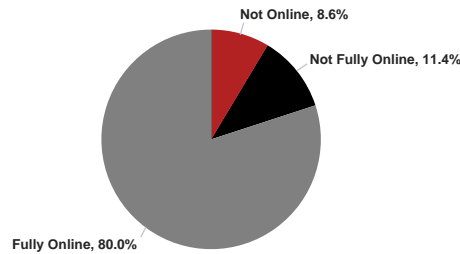


*Includes Joint Enrolled and Transient

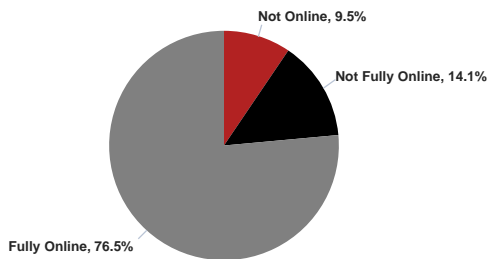
Undergraduate Adult Learners by 5 Largest Declared Majors, Summer 2021



Total Enrollment for Distance Learning, Summer 2021



Undergraduate Enrollment for Distance Learning, Summer 2021



Graduate Enrollment for Distance Learning, Summer 2021

